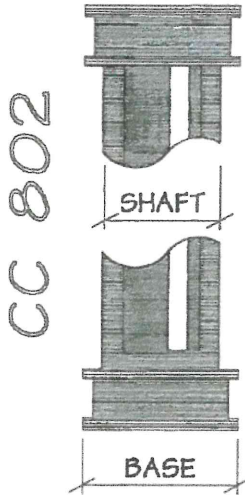



# SUPERIOR STUCCO ARCHITECTURAL SERIES

## COLUMNS & CAPS

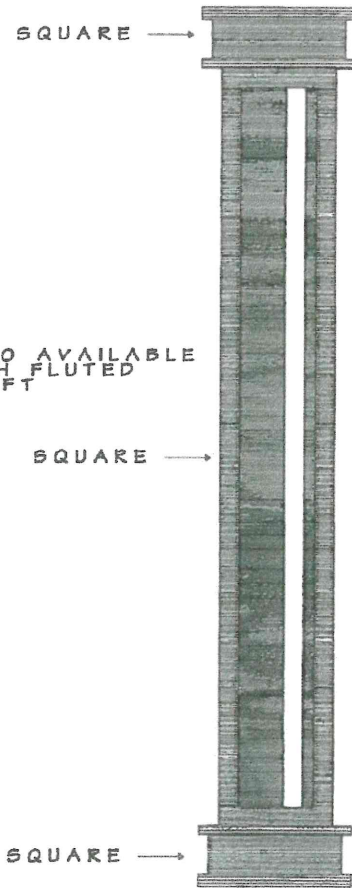
\*\* CC802 IS A NONTAPERED COLUMN WITH ONLY SQUARE DETAILS UNLESS SPECIFIED \*\*



SHAFT	BASE	MAX. C.O.
6" SQUARE	9 1/2"	3" x 3"
8" SQUARE	12 5/8"	4 1/2" x 4 1/2"
10" SQUARE	16"	6" x 6"
12" SQUARE	19"	7" x 7"
14" SQUARE	22 1/4"	8 1/2" x 8 1/2"
16" SQUARE	25 3/8"	10" x 10"
18" SQUARE	28 1/2"	11" x 11"
20" SQUARE	31 5/8"	12 1/2" x 12 1/2"



NOTES...



ALSO AVAILABLE WITH FLUTED SHAFT