


# SUPERIOR STUCCO ARCHITECTURAL FOAM

## IN STOCK SHAPES FLATS & QUATREFOILS


Flats and are basically very similar to typical 1", 1-1/2" or 2" lumber.

Flats with Slopes have a sloped top for water to drain away from the substrate. It also gives a design element different than the typical square edges.


Bullnose flats have rounded top edges for a smoother, softer look.



**FLAT**



**FLAT  
W/ SLOPE**



**BULLNOSE**

1" X 5" FLAT ——— 35-0018	2" X 5" FLAT ——— 35-0019
1" X 4" FLAT ——— 35-0020	2" X 6" FLAT ——— 35-0016
1" X 6" FLAT ——— 35-0030	2" X 8" FLAT ——— 35-0036
1 1/2" X 5 1/2" FLAT 35-0014	2" X 10" FLAT ——— 35-0045
1 1/2" X 4" FLAT — 35-0015	2" X 12" FLAT ——— 35-0255
1 1/2" X 6" FLAT — 35-0025	2" X 18" FLAT ——— 35-0258
1 1/2" X 8" FLAT — 35-0035	1 1/2" X 4" W/ SLOPE — 35-0000
1 1/2" X 10" FLAT — 35-0045	1 1/2" X 6" W/ SLOPE — 35-0005
1 1/2" X 12" FLAT — 35-0055	1 1/2" X 4" BULLNOSE — 35-0004
2" X 4" FLAT ——— 35-0060	1 1/2" X 6" BULLNOSE — 35-0006

